





District Health Assessment for Multiple District 201 through October 2025

		Clubs							Membership							Member Strength		Cancellation		Reports			Finance	Leadership			
District Name	Status/ Number of Months in Status *	Active Clubs	Clubs in Status Quo	Total Clubs	% Status Quo Clubs in Financial Suspension	New Clubs	Cancelled Clubs	YTD Net Club Gain/Loss	Current Members In Active Clubs	Current Members In Status Quo Clubs	Current Total Members Count	YTD Add	YTD Drop	YTD NetGrowth (includes Active and Status Quo)	YTD NetGrowth% (includes Active and Status Quo)	Member Count 12 Months Ago	Average Member Count Per Club	% of Clubs with less than 20 members	Average Cancelled Club Age	Members Lost Due to Cancelled Clubs	% of Clubs Reporting Service	% No MMR in 3 Months	% No Officer Report in 12 months	% of Clubs with balance 90+ days	Number of Zone Chairs Recorded	Number of Region Chairs Recorded	District Officers Vacancies **
201N1	T(22)	60	0	60	0%	0	1	-1	1170	0	1170	100	71	29	2.54%	1,216	20	58%	43	0	63%	37%	0%	3%	12	0	
201N2		61	0	61	0%	0	1	-1	1315	0	1315	51	32	19	1.47%	1,306	22	52%	41	0	66%	46%	3%	7%	8	0	
201N3	T(24)	54	0	54	0%	0	0	0	1053	0	1053	46	32	14	1.35%	1,079	20	56%	0	0	80%	41%	0%	4%	11	1	
201N4	T(24)	43	0	43	0%	0	0	0	784	0	784	35	18	17	2.22%	798	18	67%	0	0	44%	51%	0%	7%	8	0	2nd VDG
201N5		83	1	84	100%	3	0	3	1841	13	1854	228	110	118	6.80%	1,935	22	56%	0	0	63%	33%	0%	2%	16	8	
201Q1		65	0	65	0%	0	0	0	1352	0	1352	82	51	31	2.35%	1,385	21	52%	0	0	48%	40%	3%	2%	9	0	
201Q2	T(24)	63	0	63	0%	0	0	0	993	0	993	45	68	-23	-2.26%	1,045	16	71%	0	0	63%	44%	0%	5%	25	1	
201Q3		63	0	63	0%	0	1	-1	1435	0	1435	92	60	32	2.28%	1,431	23	48%	47	0	76%	29%	0%	0%	12	0	
201Q4	T(24)	58	0	58	0%	0	0	0	947	0	947	45	27	18	1.94%	954	16	72%	0	0	64%	52%	0%	3%	14	4	
201C1	T(24)	54	0	54	0%	0	0	0	1080	0	1080	43	30	13	1.22%	1,060	20	59%	0	0	74%	48%	0%	11%	10	0	
201C2		58	0	58	0%	0	0	0	1391	0	1391	47	39	8	0.58%	1,426	24	38%	0	0	53%	33%	2%	5%	20	0	
201T1	T(24)	44	0	44	0%	0	0	0	891	0	891	35	28	7	0.79%	899	20	61%	0	0	75%	41%	2%	11%	0	0	
201V2		62	0	62	0%	0	0	0	1264	0	1264	66	50	16	1.28%	1,274	20	56%	0	0	66%	32%	3%	34%	10	4	GMT
201V3	T(24)	58	0	58	0%	0	0	0	1010	0	1010	54	24	30	3.06%	1,019	17	67%	0	0	26%	52%	2%	19%	9	0	
201V5	T(16)	66	0	66	0%	0	0	0	1193	0	1193	53	50	3	0.25%	1,251	18	58%	0	0	79%	44%	8%	15%	9	0	2nd VDG
201V6	T(24)	54	0	54	0%	0	1	-1	975	0	975	22	33	-11	-1.12%	1,047	18	67%	56	0	94%	46%	0%	0%	11	0	




District Health Assessment for Multiple District 201 through October 2025

		Clubs							Membership							Member Strength		Cancellation		Reports			Finance	Leadership			
District Name	Status/ Number of Months in Status *	Active Clubs	Clubs in Status Quo	Total Clubs	% Status Quo Clubs in Financial Suspension	New Clubs	Cancelled Clubs	YTD Net Club Gain/Loss	Current Members In Active Clubs	Current Members In Status Quo Clubs	Current Total Members Count	YTD Add	YTD Drop	YTD NetGrowth (includes Active and Status Quo)	YTD NetGrowth% (includes Active and Status Quo)	Member Count 12 Months Ago	Average Member Count Per Club	% of Clubs with less than 20 members	Average Cancelled Club Age	Members Lost Due to Cancelled Clubs	% of Clubs Reporting Service	% No MMR in 3 Months	% No Officer Report in 12 months	% of Clubs with balance 90+ days	Number of Zone Chairs Recorded	Number of Region Chairs Recorded	District Officers Vacancies **
201V14	T(24)	74	0	74	0%	2	0	2	1175	0	1175	87	26	61	5.48%	1,148	16	68%	0	0	57%	50%	1%	12%	10	0	
201WA		94	0	94	0%	0	0	0	1744	0	1744	96	67	29	1.69%	1,748	19	61%	0	0	45%	44%	3%	9%	20	0	
		1114	1	1115	100%	5	4	1	21613	13	21626	1227	816	411	1.94%	22,021	19	59%	47	0	62%	42%	2%	8%	214	18	



District Health Assessment for Multiple District 202 through October 2025

		Clubs							Membership							Member Strength		Cancellation		Reports			Finance	Leadership			
District Name	Status/ Number of Months in Status *	Active Clubs	Clubs in Status Quo	Total Clubs	% Status Quo Clubs in Financial Suspension	New Clubs	Cancelled Clubs	YTD Net Club Gain/Loss	Current Members In Active Clubs	Current Members In Status Quo Clubs	Current Total Members Count	YTD Add	YTD Drop	YTD NetGrowth (includes Active and Status Quo)	YTD NetGrowth% (includes Active and Status Quo)	Member Count 12 Months Ago	Average Member Count Per Club	% of Clubs with less than 20 members	Average Cancelled Club Age	Members Lost Due to Cancelled Clubs	% of Clubs Reporting Service	% No MMR in 3 Months	% No Officer Report in 12 months	% of Clubs with balance 90+ days	Number of Zone Chairs Recorded	Number of Region Chairs Recorded	District Officers Vacancies **
202 D	T(24)	34	0	34	0%	0	0	0	966	0	966	45	35	10	1.05%	974	28	24%	0	0	71%	41%	0%	9%	6	0	
202 E	T(24)	38	0	38	0%	0	1	-1	1079	0	1079	43	41	2	0.19%	1,093	28	24%	4	0	53%	32%	0%	11%	12	0	2nd VDG
202 F	T(24)	38	0	38	0%	0	0	0	1127	0	1127	33	24	9	0.81%	1,144	30	29%	0	0	66%	47%	0%	3%	6	1	
202 J	T(24)	33	0	33	0%	0	0	0	1126	0	1126	33	29	4	0.36%	1,156	34	18%	0	0	48%	39%	0%	15%	6	0	
202 K	T(24)	56	0	56	0%	1	0	1	1057	0	1057	79	76	3	0.28%	1,053	19	57%	0	0	59%	41%	0%	4%	8	3	
202 L	T(5)	47	1	48	100%	0	3	-3	1233	10	1243	40	44	-4	-0.32%	1,293	26	33%	51	15	67%	15%	0%	10%	10	2	
202 M	T(24)	34	0	34	0%	0	1	-1	815	0	815	26	18	8	0.99%	850	24	41%	9	1	56%	47%	0%	3%	13	0	
		280	1	281	100%	1	5	-4	7403	10	7413	299	267	32	0.43%	7,563	26	34%	34	16	60%	37%	0%	7%	61	6	



District Health Assessment for Multiple District 307 through October 2025

District Name	Status/ Number of Months in Status *	Clubs							Membership							Member Strength		Cancellation		Reports			Finance	Leadership			
		Active Clubs	Clubs in Status Quo	Total Clubs	% Status Quo Clubs in Financial Suspension	New Clubs	Cancelled Clubs	YTD Net Club Gain/Loss	Current Members In Active Clubs	Current Members In Status Quo Clubs	Current Total Members Count	YTD Add	YTD Drop	YTD NetGrowth (includes Active and Status Quo)	YTD NetGrowth% (includes Active and Status Quo)	Member Count 12 Months Ago	Average Member Count Per Club	% of Clubs with less than 20 members	Average Cancelled Club Age	Members Lost Due to Cancelled Clubs	% of Clubs Reporting Service	% No MMR in 3 Months	% No Officer Report in 12 months	% of Clubs with balance 90+ days	Number of Zone Chairs Recorded	Number of Region Chairs Recorded	District Officers Vacancies **
307 A1		127	0	127	0%	8	0	8	3134	0	3134	501	166	335	11.97%	2,512	25	39%	0	0	71%	36%	3%	21%	20	10	
307 A2		147	0	147	0%	9	3	6	4766	0	4766	448	474	-26	-0.54%	4,650	32	28%	6	78	64%	43%	2%	20%	28	7	
307B1		111	0	111	0%	8	0	8	2549	0	2549	316	127	189	8.01%	2,286	23	43%	0	0	78%	47%	5%	26%	18	6	
307B2		171	0	171	0%	14	3	11	4916	0	4916	482	128	354	7.76%	3,929	29	27%	16	10	58%	58%	1%	40%	28	9	
		556	0	556	0%	39	6	33	15365	0	15365	1747	895	852	5.87%	13,377	28	33%	11	88	67%	47%	2%	28%	94	32	



District Health Assessment for Ident 5807 - TAHITI - UND through October 2025

Status/ District Name of Months in Status *		Clubs							Membership							Member Strength		Cancellation		Reports			Finance	Leadership			
		Active Clubs	Clubs in Status Quo	Total Clubs	% Status Quo in Financial Suspension	New Clubs	Cancelled Clubs	YTD Net Club Gain/ Loss	Current Members In Active Clubs	Current Members In Status Quo Clubs	Current Total Members Count	YTD Add	YTD Drop	YTD NetGrowth (includes Active and Status Quo)	YTD NetGrowth% (includes Active and Status Quo)	Member Count 12 Months Ago	Average Member Count Per Club	% of Clubs with less than 20 members	Average Cancelled Club Age	Members Lost Due to Cancelled Clubs	% of Clubs Reporting Service	% No MMR in 3 Months	% No Officer Report in 12 months	% of Clubs with balance 90+ days	Number of Zone Chairs Recorded	Number of Region Chairs Recorded	District Officers Vacancies **
Ident 5807 - TAHITI		1	0	1	0%	0	0	0	22	0	22	0	1	-1	-4.35%	22	22	0%	0	0	100%	0%	0%	0%	0	0	
		1	0	1	0%	0	0	0	22	0	22	0	1	-1	-4.35%	22	22	0%	0	0	100%	0%	0%	0%	0	0	



District Health Assessment for Ident 5895 - NEW CALEDONIA - UND through October 2025

Status/ District Name Number of Months in Status *		Clubs							Membership							Member Strength		Cancellation		Reports			Finance	Leadership			
		Active Clubs	Clubs in Status Quo	Total Clubs	% Status Quo Clubs in Financial Suspension	New Clubs	Cancelled Clubs	YTD Net Club Gain/Loss	Current Members In Active Clubs	Current Members In Status Quo Clubs	Current Total Members Count	YTD Add	YTD Drop	YTD NetGrowth (includes Active and Status Quo)	YTD NetGrowth% (includes Active and Status Quo)	Member Count 12 Months Ago	Average Member Count Per Club	% of Clubs with less than 20 members	Average Cancelled Club Age	Members Lost Due to Cancelled Clubs	% of Clubs Reporting Service	% No MMR in 3 Months	% No Officer Report in 12 months	% of Clubs with balance 90+ days	Number of Zone Chairs Recorded	Number of Region Chairs Recorded	District Officers Vacancies **
Ident 5895 - NEW CALEDONIA		12	0	12	0%	0	0	0	200	0	200	9	5	4	2.04%	175	17	75%	0	0	42%	33%	0%	17%	0	0	
		12	0	12	0%	0	0	0	200	0	200	9	5	4	2.04%	175	17	75%	0	0	42%	33%	0%	17%	0	0	

* - District Status: P - Provisional, T - Transitional.
** - District Officers Vacancies: DG - District Governor, 1st VDG - First Vice District Governor, 2nd VDG - Second Vice District Governor.